



CMMI[®] Institute

Maturity Profile Report

January 1, 2007 – December 31, 2014

Overview: Process Maturity Profile Reports for Appraisals

The Process Maturity Profile for Appraisals tracks CMMI adoption trends, including the global distribution of appraisals & number of appraisals. The reports contained in this document were compiled with data on SCAMPI A appraisal results reported January 1, 2007 – December 31, 2014.

This report reflects number variations compared to previous Maturity Profiles due to a change in reporting style. Previously appraisal numbers were reported based on the date the appraisal was accepted and closed by the CMMI Institute. This document and future documents will more accurately report appraisal deliveries based on the last day of the appraisal delivery; referred to as the “on-site date.”

Purpose

- To characterize the adoption of CMMI and People CMM
 - Results are from Standard CMMI Appraisal Method for Process Improvement (SCAMPISM) V1.1/V1.2/V1.3 Class A appraisals using Capability Maturity Model Integration (CMMI V1.1/V1.2/V1.3 – all constellations) and People CMM (V1/V2).

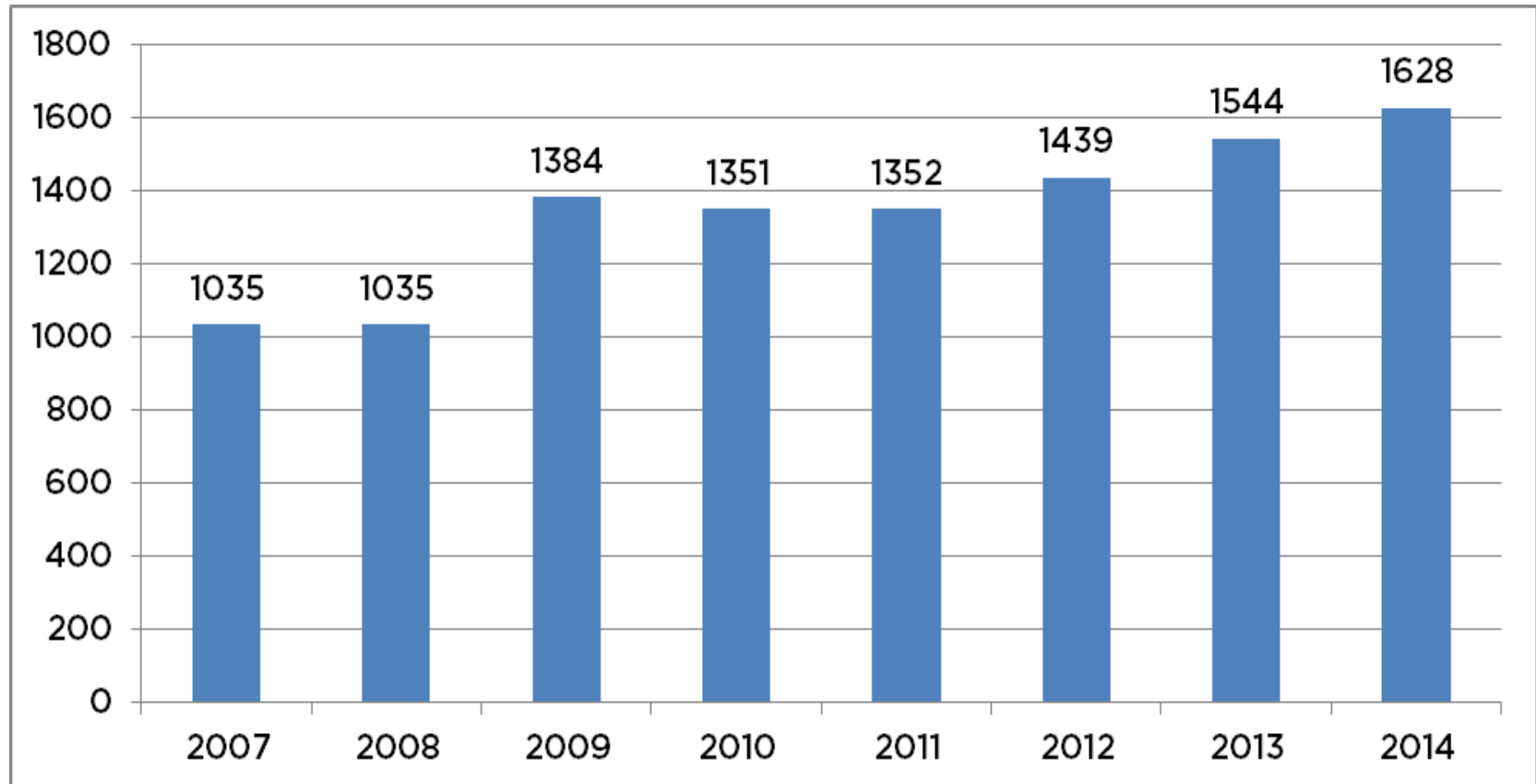
Briefing Contents

This briefing includes two sections:

1. Current status
2. Community trends
 - Changes in the global distribution of appraisals
 - Growth in the number of appraisals performed
 - Shifts in the maturity profile over time



Number of SCAMPI A Appraisals Reported by Year

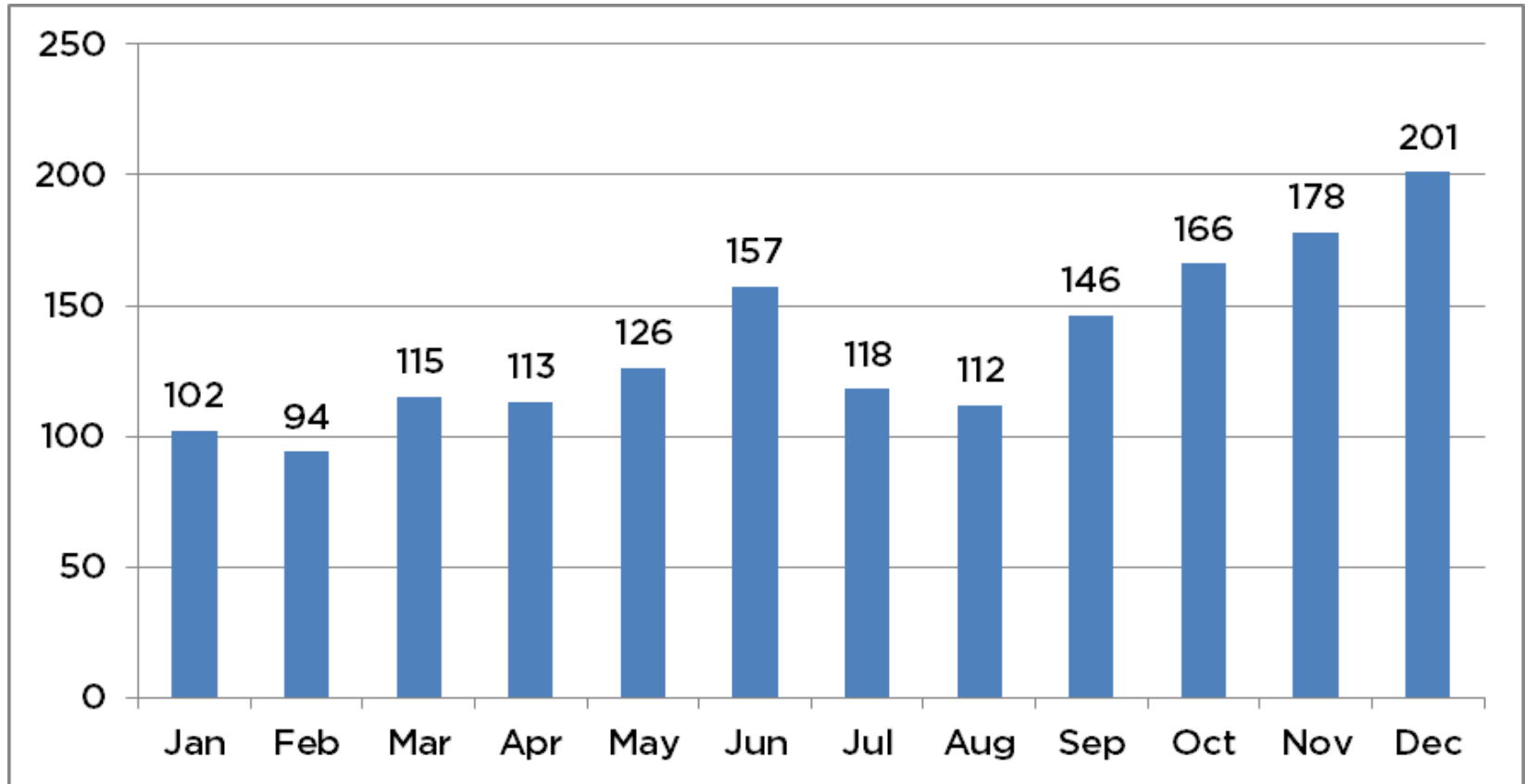


Based on 10,768 CMMI-SCAMPI A Deliveries
January 1, 2007 – December 31, 2014

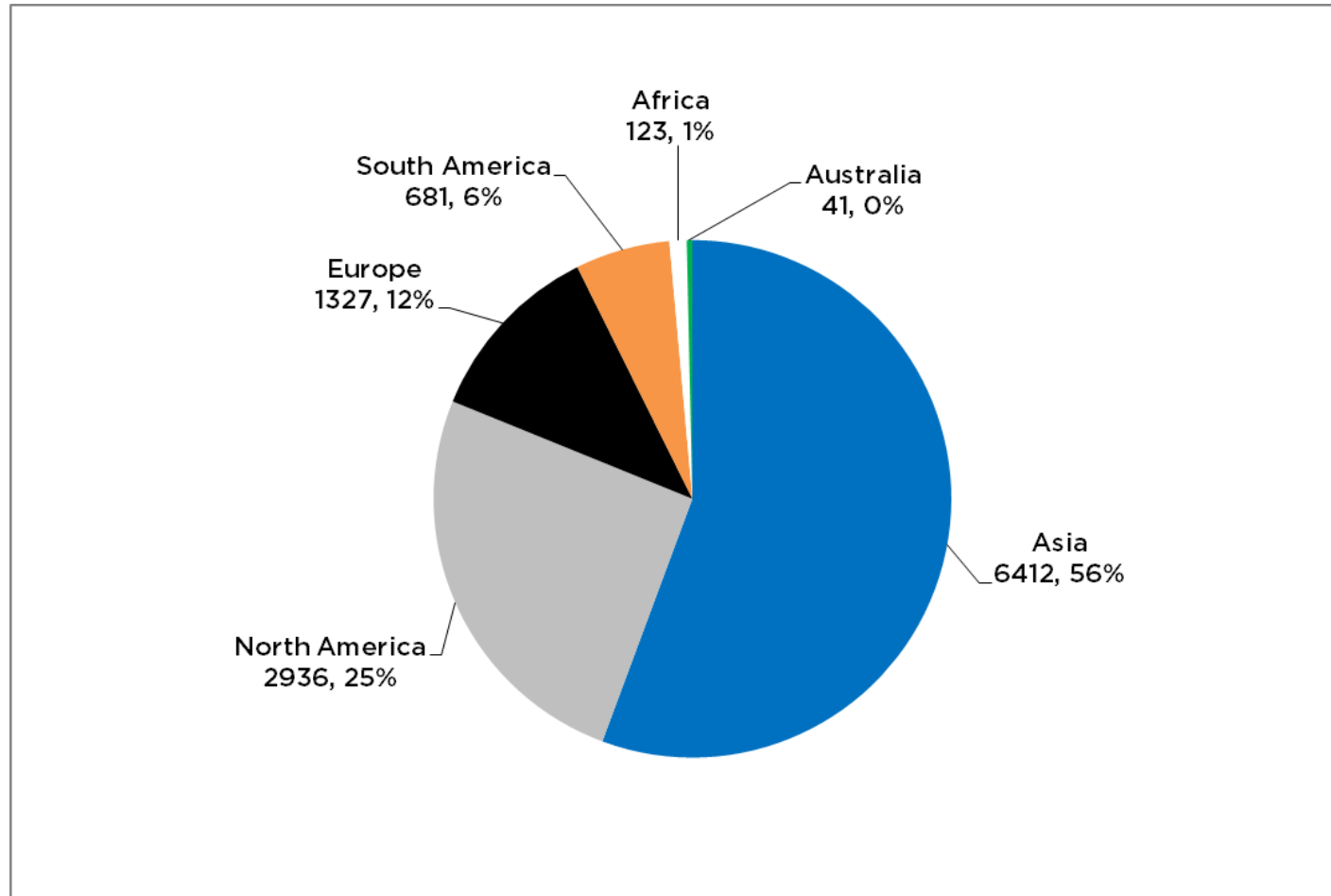


CMMI Institute

Number of SCAMPI A Appraisals Reported by Month for 2014



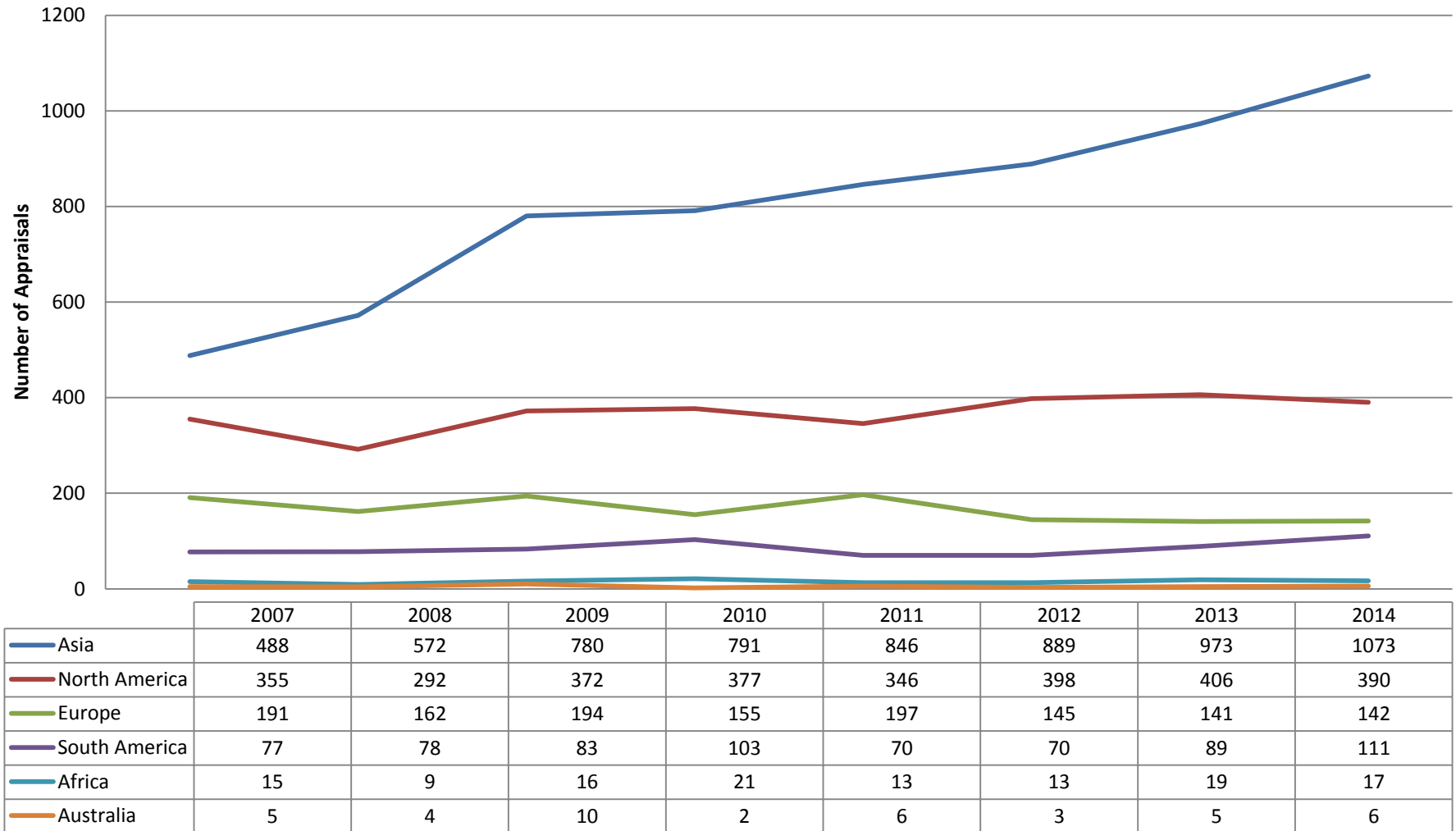
Number of Appraisals Reported by Continent



111 of the continents reported above are included in multi-continent appraisals.



Highest Number of Appraisals Reported by Continent - 2014



SCAMPI A Appraisals Delivered in 97 Countries

Andorra	Ecuador	Kuwait	Portugal
Angola	Egypt	Latvia	Qatar
Argentina	El Salvador	Lebanon	Romania
Australia	Finland	Lithuania	Russia
Austria	France	Luxembourg	Saudi Arabia
Bahrain	Germany	Macedonia	Singapore
Bangladesh	Ghana	Malawi	Slovakia
Belarus	Greece	Malaysia	Somalia
Belgium	Guatemala	Mauritius	South Africa
Bolivia	Hong Kong	Mexico	Spain
Brazil	Hungary	Montserrat	Sri Lanka
Brunei Darussalam	Iceland	Morocco	Sweden
Bulgaria	India	Mozambique	Switzerland
Canada	Indonesia	Nepal	Syrian Arab Republic
Chile	Iraq	Netherlands	Taiwan
China	Ireland	New Zealand	Thailand
Colombia	Israel	Norway	Tunisia
Costa Rica	Italy	Oman	Turkey
Croatia (Hrvatska)	Jamaica	Pakistan	Ukraine
Cuba	Japan	Panama	United Arab Emirates
Cyprus	Jordan	Paraguay	United Kingdom
Czech Republic	Kazakhstan	Peru	United States
Denmark	Kenya	Philippines	Uruguay
Dominican Republic	Korea, Republic Of	Poland	Venezuela
			Viet Nam

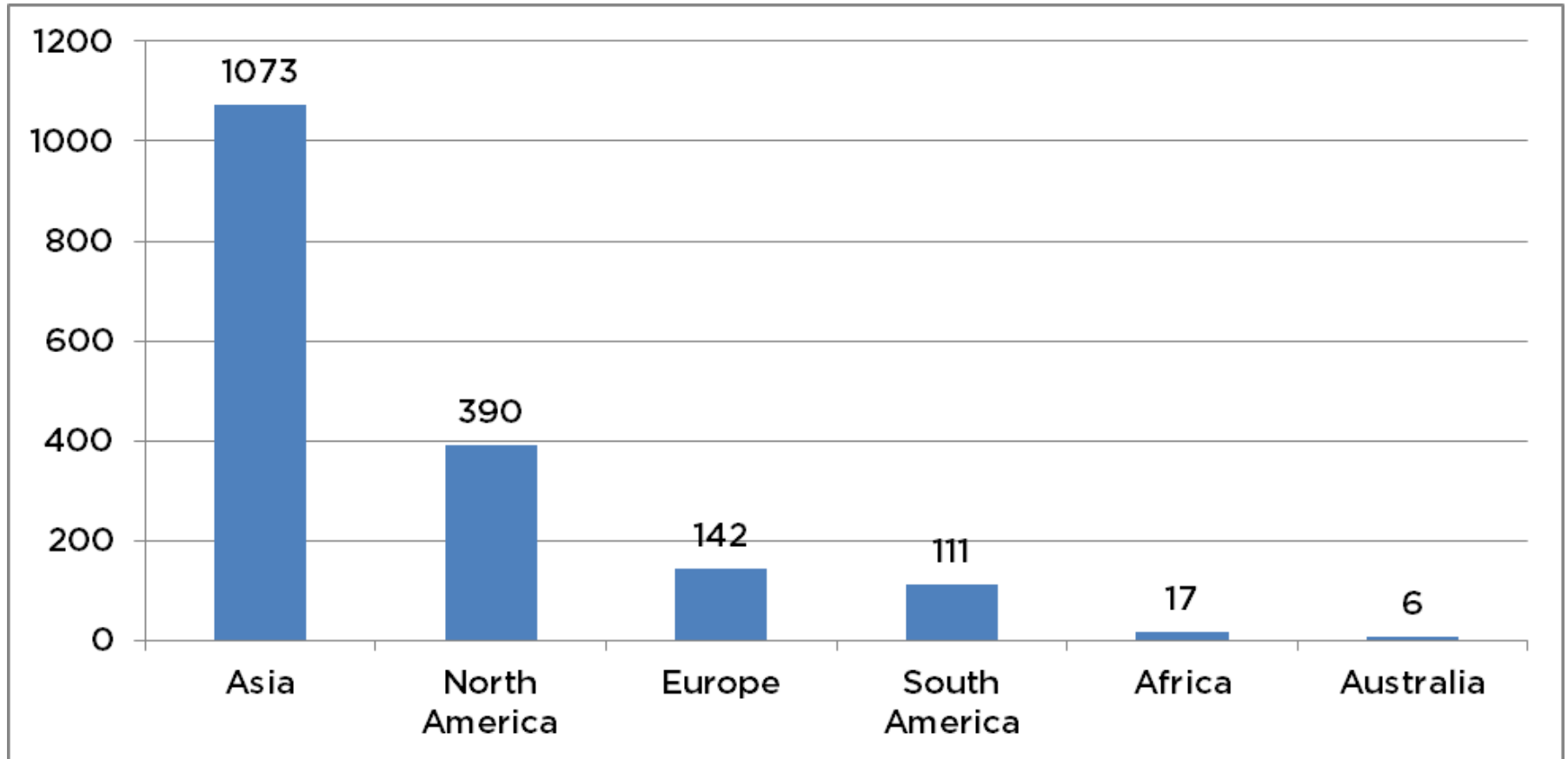


Number of Appraisals Reported by Country and Constellation

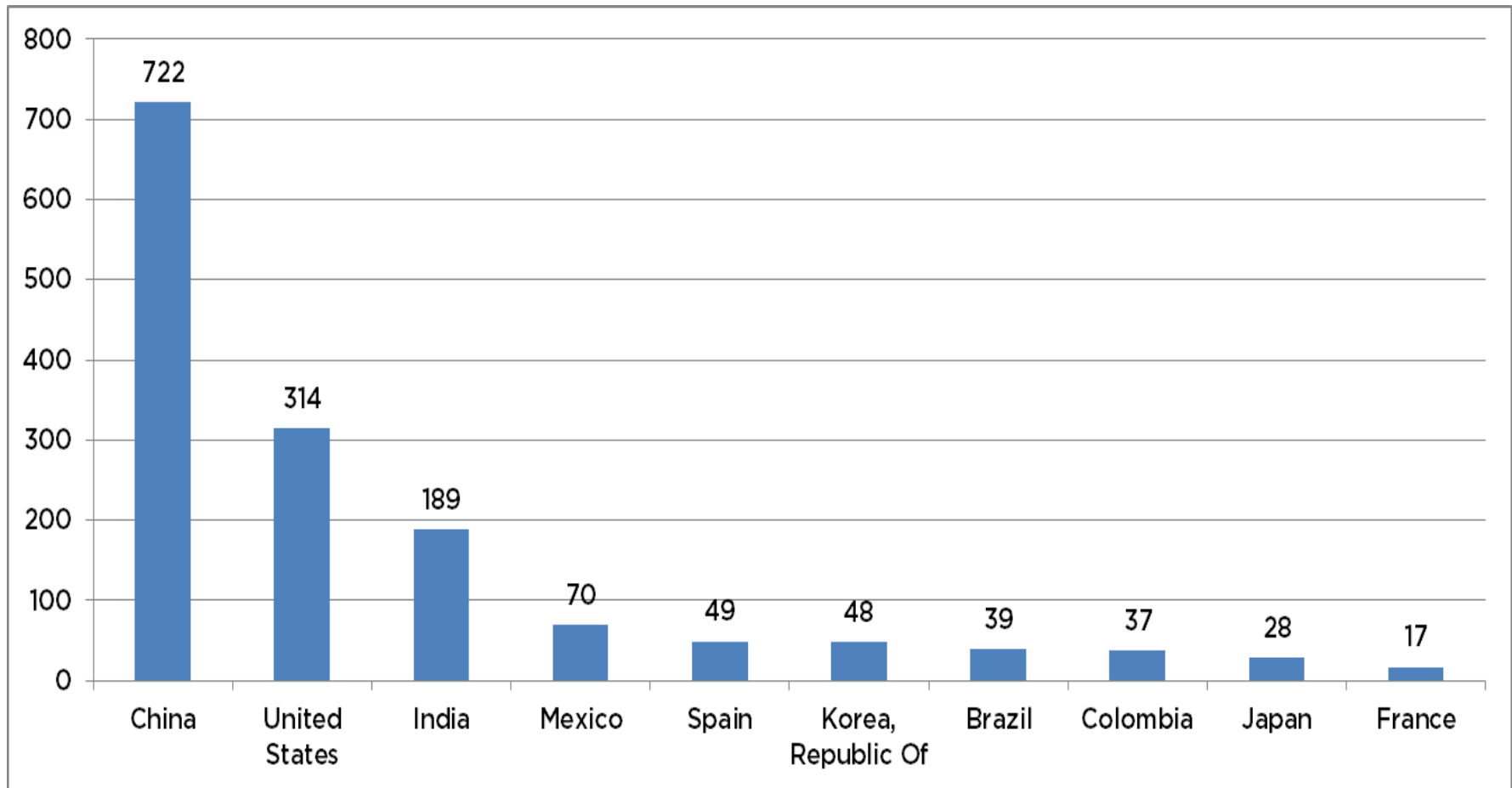
Country	ACQ	CMMI	DEV	People CMM	SVC	Total	Country	ACQ	CMMI	DEV	People CMM	SVC	Total	Country	ACQ	CMMI	DEV	People CMM	SVC	Total	Country	ACQ	CMMI	DEV	People CMM	SVC	Total					
Andorra			1	1		2	Ecuador				1		1	2	Kuwait				4		1	5	Portugal			2	40		4	46		
Angola				3		3	Egypt			4	62		5	71	Latvia				5			5	Qatar				3			3		
Argentina		15	106		1	6	128	El Salvador				2		2	Lebanon				4			4	Romania				16		1	17		
Australia		2	31			3	36	Finland				12		12	Lithuania				1			1	Russia			3	15		1	19		
Austria			1	6		1	8	France		9	20	179		6	214	Luxembourg			1	6			7	Saudi Arabia				21			21	
Bahrain				1			1	Germany		3	7	116		12	138	Macedonia				2			2	Singapore			5	31		2	38	
Bangladesh				15		1	16	Ghana				1		1	Malawi				1			1	Slovakia				5	1	1	7		
Belarus					3		3	Greece				4		4	Malaysia			9	66	1	6	82	Somalia			1				1		
Belgium		4	3	22			29	Guatemala				2		2	Mauritius				2			2	South Africa		2	1	11		3	17		
Bolivia				1			1	Hong Kong		1	2	23		26	Mexico			19	236	1	69	325	Spain		7	29	360		17	413		
Brazil			10	242		1	16	269	Hungary				10		2	12	Montserrat				1			1	Sri Lanka				21	2	1	24
Brunei Darussalam					3		3	Iceland				1		1	Morocco				13		7	20	Sweden				3			3		
Bulgaria			1	6			7	India		1	24	965	20	114	1124	Mozambique				1			1	Switzerland			2	20		3	25	
Canada		1	14	73			3	91	Indonesia				8		8	Nepal				2			2	Syrian Arab Republic				4			4	
Chile		1	2	65			4	72	Iraq				1		1	Netherlands		1	3	16		5	25	Taiwan		4	20	151		1	176	
China		3	104	3820		7	39	3973	Ireland			2	9		1	12	New Zealand				5			5	Thailand				90		2	92
Colombia			6	108			8	122	Israel			3	24			27	Norway			2	7			9	Tunisia				3			3
Costa Rica			1	6			7	Italy		3	4	90		3	100	Oman				1			1	Turkey			2	54		1	57	
Croatia (Hrvatska)				1			1	Jamaica				1		1	Pakistan			2	34			36	Ukraine			1	11			12		
Cuba				1			1	Japan			28	276		3	307	Panama				6			6	United Arab Emirates			1	18			19	
Cyprus				3			3	Jordan				11		11	Paraguay				8			8	United Kingdom		2	17	124	1	8	152		
Czech Republic				8			3	11	Kazakhstan				1		1	Peru				41		2	43	United States		5	148	2148	1	228	2530	
Denmark				7			7	Kenya				3		3	Philippines		1	2	25	2	9	39	Uruguay			1	13		2	16		
Dominican Republic				1			1	Korea, Republic Of		2	3	281		9	295	Poland		1	1	16		2	20	Venezuela				2			2	



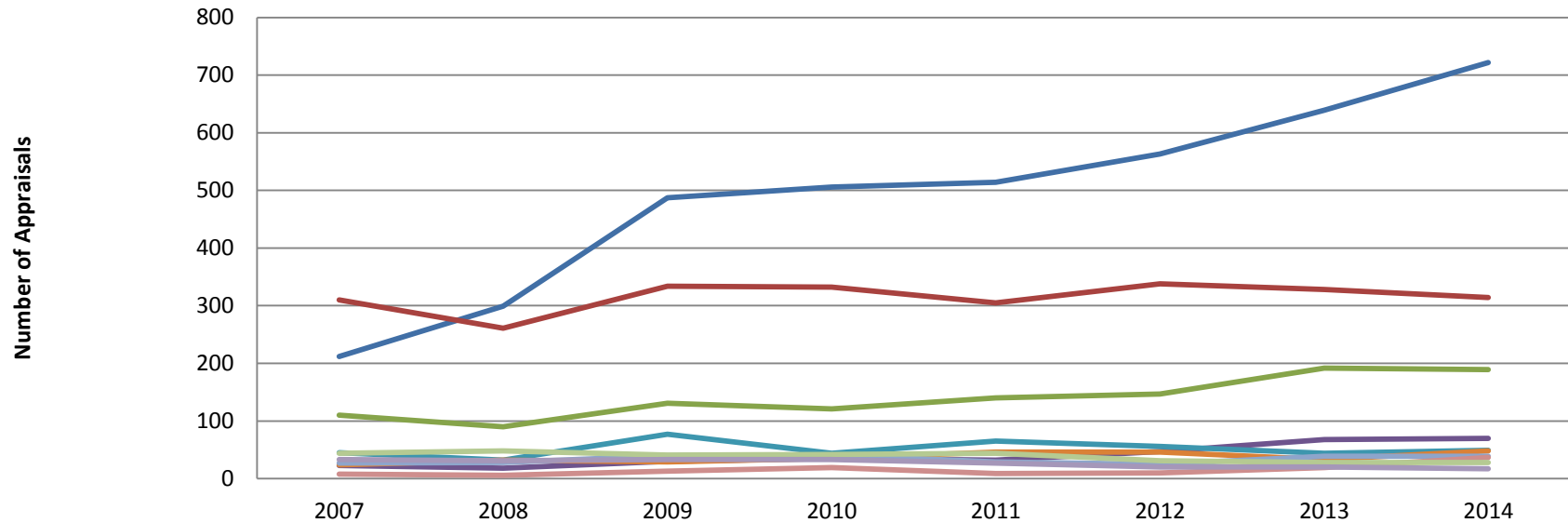
Highest Number of Appraisals Reported by Continent - 2014



Highest Number of Appraisals Reported by Country - 2014



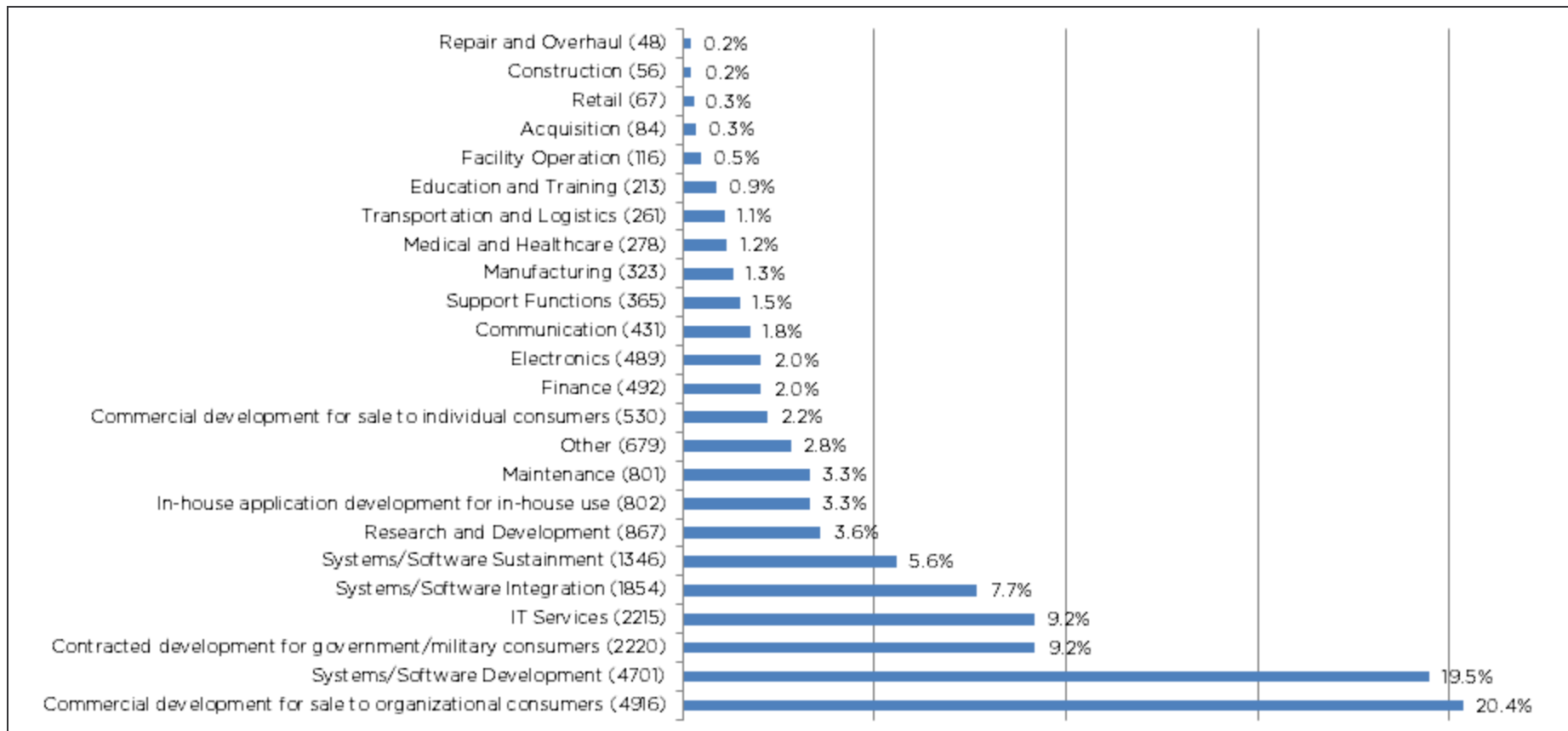
Highest Number of Appraisals Reported by Country - 2014



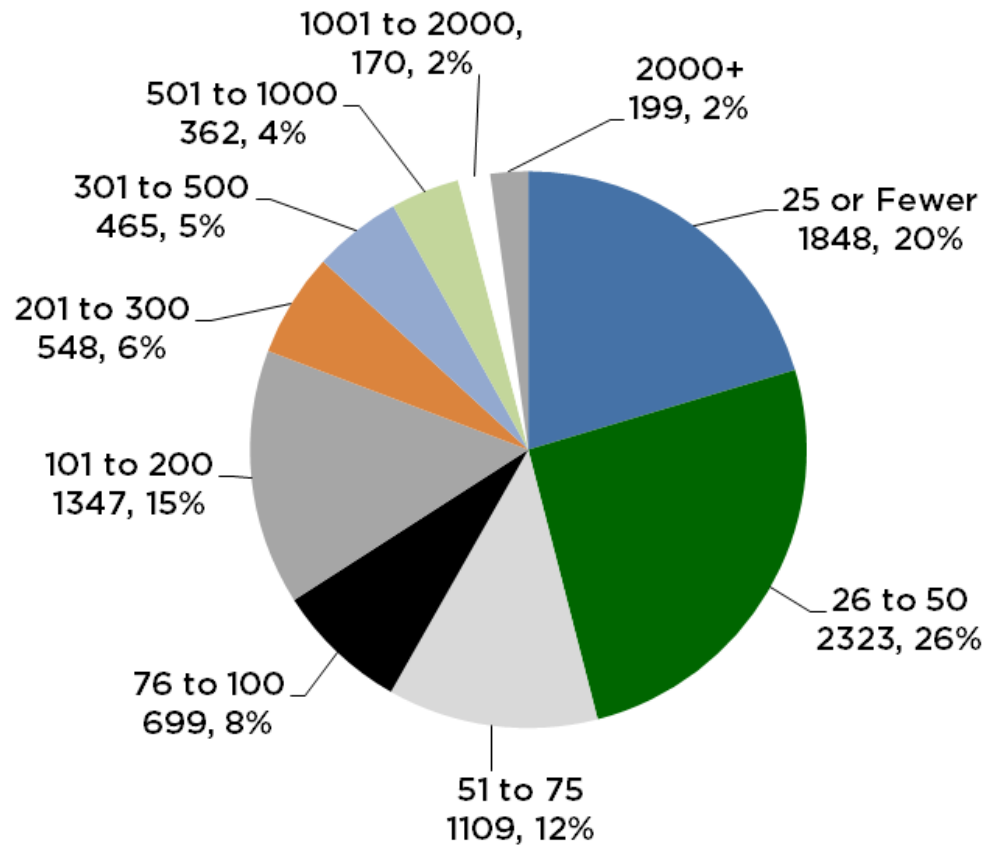
	2007	2008	2009	2010	2011	2012	2013	2014
China	212	299	487	506	514	563	639	722
United States	310	261	334	332	305	338	328	314
India	110	90	131	121	140	147	192	189
Mexico	23	18	30	35	32	47	68	70
Spain	45	32	77	44	65	56	44	49
Korea, Republic Of	24	32	29	35	46	46	33	48
Brazil	27	28	40	41	29	25	39	39
Colombia	8	6	13	19	9	10	19	37
Japan	44	48	41	42	44	31	28	28
France	33	31	33	33	27	20	20	17



Organization Domain Characterizations



Organization Unit Size

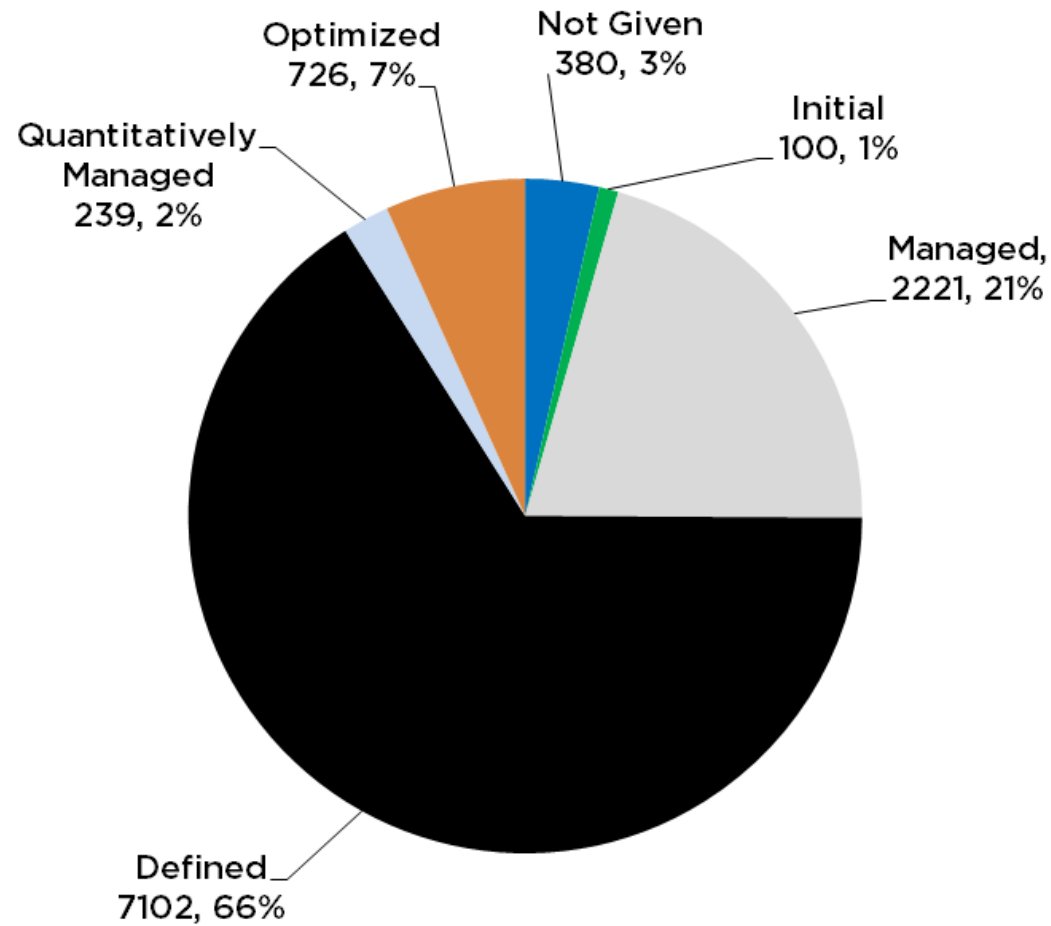


Based on 9,070 organizations reporting the total number of employees within the organizational unit being appraised; this data has not been collected on all appraisal deliveries January 1, 2007 – December 31, 2014

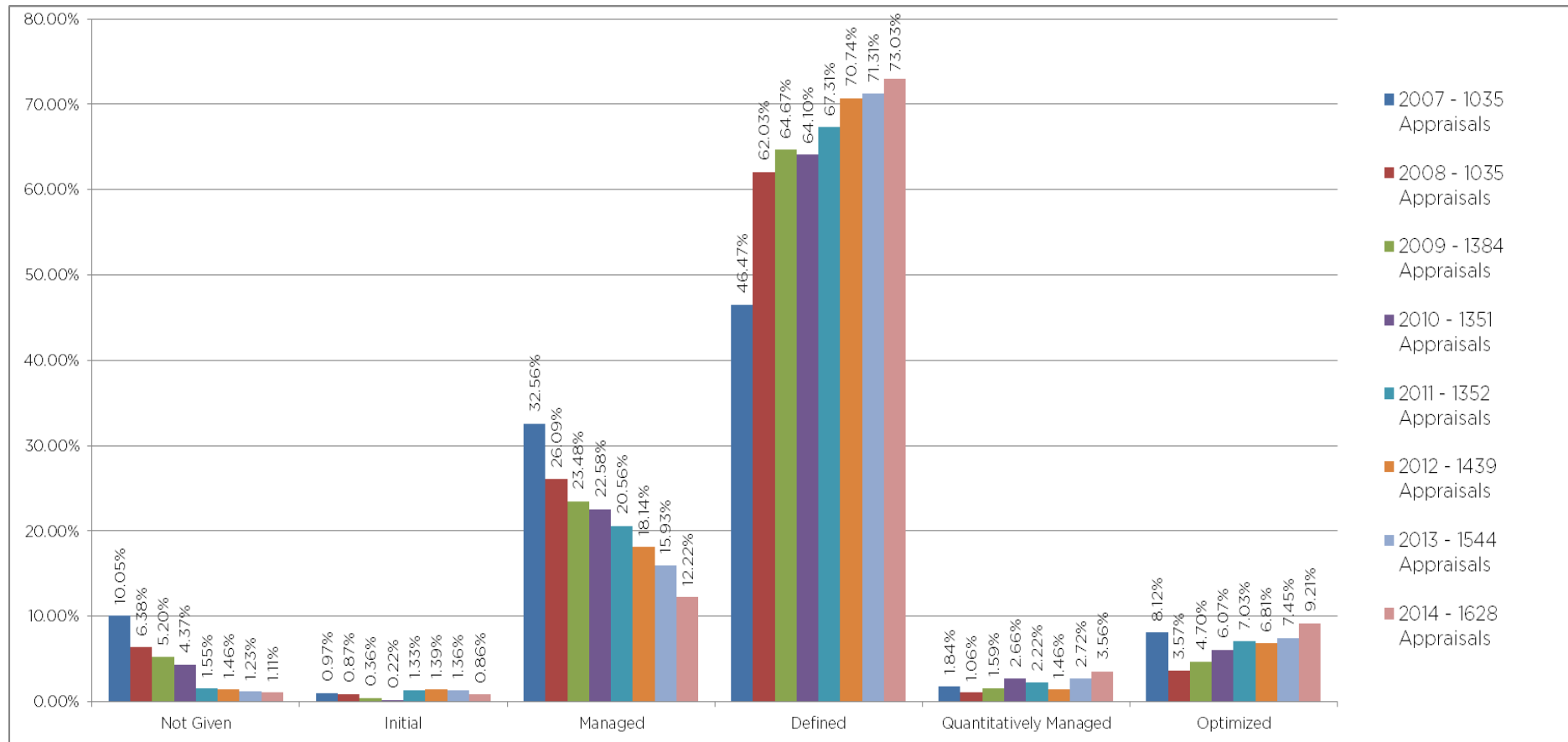


CMMI[®] Institute

Process Maturity Profile



Trends in Community Maturity Profile



NO WARRANTY

THIS MATERIAL IS FURNISHED ON AN “AS-IS” BASIS. CMMI INSTITUTE MAKES NO WARRANTIES OF ANY KIND, EITHER EXPRESSED OR IMPLIED, AS TO ANY MATTER INCLUDING, BUT NOT LIMITED TO, WARRANTY OF FITNESS FOR PURPOSE OR MERCHANTABILITY, EXCLUSIVITY, OR RESULTS OBTAINED FROM USE OF THE MATERIAL. CMMI INSTITUTE DOES NOT MAKE ANY WARRANTY OF ANY KIND WITH RESPECT TO FREEDOM FROM PATENT, TRADEMARK, OR COPYRIGHT INFRINGEMENT.

